

Multibox SVTE + CW



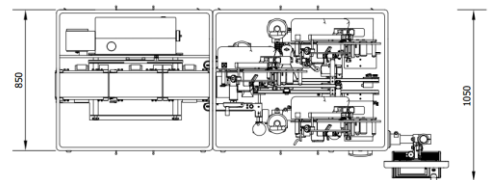
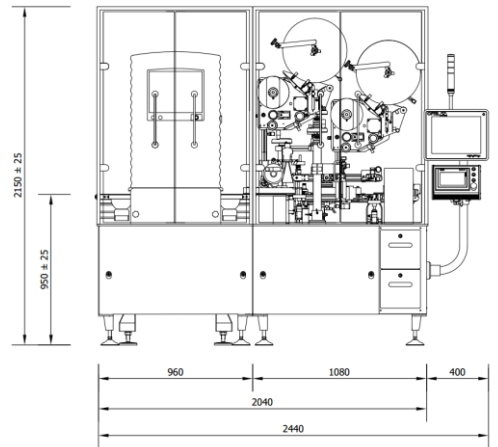
GERMARK
IDENTIFICATION SOLUTIONS

4 in 1

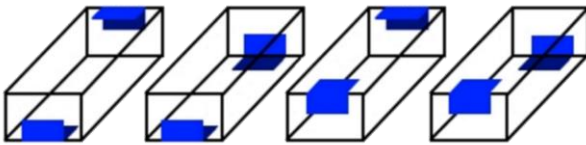
Machine Specifications



Dimensions: SVTE + CW



Options to be labelled

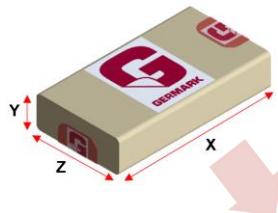


Product to be labelled

X: From 65mm to 200mm

Y: From 20mm to 200mm

Z: From 30mm to 200mm



General Features

Serialisation Ready	Serialisation (with partner), vignette, TE, checkweigher
Ergonomics	
Conveying System	Servo driven upper and lower belts
Maximum line speed	40 m/min
Changes of format	No tools required , Threading spindles, digital display
Dimensions of HMI	7"
Configurable Software	Recipes for diferent products
Swing arm electric panel	Easy Access
Quick Change system	Yes
Ejection station trays	CW, Vignette, TE, Serial print

Technical data

Voltage/Frequency	230 VAC - 50 Hz
Dimensions SVTE + CW	2440 x 450 x 2150
Weight	150 Kg
Air pressure	6 bar

S - Serialisation P&V

Printer (ordered optionally)	Videojet Wolke OEM600 as standard single or twin as option
Camera and software	Prepared for serialisation ready
Supports and accesories	Brackets, guides, sensors
Integration	

TE - Tamper-evident

Labeler head	PB115: Adjustable column with digital position indicators, sensory, automatic unwinding
Presence sensor	Optic sensor
Folding guides	Fixed guides

V - Vignette

Labeler head	PB115: Adjustable column with digital position indicators, sensory, automatic unwinding
Camera and software	
Integration	

Checkweigher

Sartorius (SYNUS)	Includes trhee belts, weight cell and ejection solution
Reject System	Dedicated eject system for weight control
Integration of checkweigher	Not full integration but signals and handshake with Multibox
Guardings	Complete or partialas required

Including technical documentation of the equipament

User's guide	
Technical guide	
Detailed parts	
Electrical schemas	
Declaration of conformity and market CE	